

## Mobile Banking Usage Instructions

### Registration Process:


Fill in Form - > Receive Start Pin - > Dial \*670# to Change Pin - > login

### Mobile App Download Process:


Go to Play Store -> Search for Kenversity - > Install App -> Open App - > Enter Verification Code - > Enter Pin - > you can now transact

### Mobile Application Usage:


Download Kenversity Sacco Mobile Application from the google play store




Open Application , enter the registered phone number and mobile banking PIN.






You will receive a four digit OTP ( One Time PIN) for log in authentication. Enter it .



The application will open in to the dashboard showing account balances, recent transactions and links to loans and profile menus



Press the  at the bottom Centre position of the screen to deposit, withdraw or transfer funds.

Press the  at the top right side of the screen to see recent notifications. Press  to log out.

### Mobile Banking Services:

- 1) Cash Withdrawals
- 2) Balance Enquiry
- 3) Guarantor Information
- 4) Mini Statement
- 5) Funds Transfer
- 6) Loan Information
- 7) Member Statistics
- 8) Cash Deposit through Pay Bill Number 577820 (Account Number Is Your Membership Number)